



California Postsecondary Education Commission

College-Going in Senate District 40: College Choices for Local High Schools

March 2008 • www.cpec.ca.gov • Prepared for Senator Denise Moreno Ducheny

Top college choices for the 15 largest schools in District 40, Fall 2006

School	College-going rate to UC and top campuses	College-going rate to CSU and top campuses	College-going rate to community colleges and top campuses
All schools in district 10,310 graduates	5.2% 533 entrants — San Diego 133, Santa Barbara 76, Irvine 70, Riverside 70, Los Angeles 66	12.0% ▼ 1,237 entrants — San Diego State 742, San Marcos 104, Cal Poly, Pomona 57, Fullerton 56, Long Beach 46	18% ▲ 1,857 entrants — Imperial Valley 534, Desert 512, San Diego City 290, San Diego Mesa 144, Grossmont 111
Bonita Vista High 610 graduates	8.7% 53 entrants — San Diego 13, Irvine 12, Berkeley 8, Los Angeles 5	22% ▼ 134 entrants — San Diego State 99, San Francisco State 7, San Marcos 7, Cal Poly, Pomona 5	11.8% ▲ 72 entrants — San Diego Mesa 27, San Diego City 18, Grossmont 12, Cuyamaca 11
Coachella Valley High 583 graduates	3.6% 21 entrants — Santa Barbara 6, Riverside 5, Davis 3, San Diego 3	12.2% ▼ 71 entrants — San Bernardino 17, Stanislaus 15, Cal Poly, Pomona 13, San Marcos 9	23% ▼ 131 entrants — Desert 121, Palomar 5, Cypress 1, Imperial Valley 1
Eastlake High 542 graduates	7.0% ▼ 38 entrants — Irvine 12, Berkeley 7, Santa Barbara 6, Riverside 5	19% ▼ 103 entrants — San Diego State 75, Fullerton 9, San Marcos 6, Long Beach 2	3.7% ▲ 20 entrants — Grossmont 11, Palomar 3, Cuyamaca 3, Imperial Valley 1
La Quinta High 538 graduates	6.9% ▼ 37 entrants — Santa Barbara 9, Davis 8, Irvine 7, Los Angeles 5	12.3% ▼ 66 entrants — Fullerton 14, San Marcos 14, Cal Poly, Pomona 9, San Diego State 6	22% ▼ 117 entrants — Desert 104, Palomar 3, Saddleback 3, MiraCosta 2
Sweetwater High 502 graduates	4.8% ▼ 24 entrants — San Diego 10, Los Angeles 5, Santa Barbara 4, Berkeley 2	11.2% ▼ 56 entrants — San Diego State 44, San Marcos 5, Long Beach 3, Chico 2	13.1% ▲ 66 entrants — San Diego City 41, Grossmont 6, San Diego Mesa 5, Palomar 4
Otay Ranch High 478 graduates	No entrants	20% 96 entrants — San Diego State 76, San Marcos 6, Fullerton 4, Long Beach 3	1.0% 5 entrants — Palomar

— School in low-income area

Pie charts show the ethnic breakdown of each school's graduating class












































- White
- Latino
- Asian
- African American
- Other

Statewide college-going rate

Change from average for previous 3 years

10–20% 20% or more
School's college-going rate for Latino and African American males. Shown only for schools with more than 20 graduates in this category.

2 • California Postsecondary Education Commission

School	College-going rate to UC and top campuses	College-going rate to CSU and top campuses	College-going rate to community colleges and top campuses
Chula Vista High  462 graduates 	 6.9% 32 entrants — Santa Cruz 7, Los Angeles 6, San Diego 6, Santa Barbara 6	 11.3% ▼ 52 entrants — San Diego State 37, Fresno 3, Long Beach 3, Northridge 2	 19% ▲ 89 entrants — San Diego City 50, San Diego Mesa 16, Grossmont 12, Palomar 4
Calexico High  456 graduates 	 5.7% ▼ 26 entrants — San Diego 17, Los Angeles 3, Berkeley 2, Davis 2	 4.4% 20 entrants — San Diego State 13, Cal Poly, Pomona 3, San Marcos 3, Monterey Bay 1	 48% ▲ 219 entrants — Imperial Valley 202, San Diego Mesa 8, Riverside City 2, San Diego City 2
Indio High  450 graduates 	 3.6% ▲ 16 entrants — Riverside 6, Los Angeles 4, Irvine 2, Santa Barbara 2	 6.4% 29 entrants — Dominguez Hills 6, Long Beach 5, Fullerton 4, Los Angeles 3	 23% ▼ 103 entrants — Desert 94, Fullerton 2, Palomar 2, Golden West 1
Hilltop High 431 graduates 	 4.4% ▲ 19 entrants — Irvine 5, San Diego 5, Santa Barbara 4, Berkeley 2	 15.8% ▼ 68 entrants — San Diego State 60, Cal Poly, SLO 3, Long Beach 2, San Francisco State 2	 8.6% ▲ 37 entrants — San Diego City 17, San Diego Mesa 10, Grossmont 5, Cuyamaca 3
Mar Vista High  421 graduates 	 3.1% ▲ 13 entrants — San Diego 4, Santa Barbara 3, Berkeley 2, Irvine 1	 11.9% ▼ 50 entrants — San Diego State 38, Cal Poly, SLO 3, San Marcos 2, Humboldt State 1	 9.7% ▲ 41 entrants — San Diego City 29, San Diego Mesa 8, Palomar 2, Grossmont 1
Cathedral City High  405 graduates 	 6.2% ▼ 25 entrants — Los Angeles 8, Riverside 5, Berkeley 3, Irvine 3	 8.9% ▼ 36 entrants — San Marcos 8, Long Beach 7, Cal Poly, Pomona 7, San Diego State 5	 24% ▼ 95 entrants — Desert 87, Palomar 2, Riverside City 2, Fullerton 1
Montgomery High  402 graduates 	 4.7% 19 entrants — San Diego 10, Irvine 3, Santa Barbara 2, Davis 1	 16.7% ▼ 67 entrants — San Diego State 63, Long Beach 2, San Marcos 2	 9.5% ▲ 38 entrants — San Diego City 23, Grossmont 9, San Diego Mesa 2, San Diego Miramar 2
Southwest High 399 graduates 	 5.8% 23 entrants — Riverside 6, San Diego 6, Irvine 3, Santa Barbara 3	 6.0% ▲ 24 entrants — San Diego State 13, San Marcos 3, Fresno 2, Cal Poly, Pomona 2	 1.0% ▲ 4 entrants — Palomar
Castle Park High  394 graduates 	 7.4% ▼ 29 entrants — San Diego 12, Riverside 9, Berkeley 3, Los Angeles 2	 15.5% ▼ 61 entrants — San Diego State 53, Long Beach 3, San José State 2, Fullerton 1	 10.2% ▲ 40 entrants — San Diego City 23, San Diego Mesa 8, Grossmont 3, Cuyamaca 3